

Stow Heath Primary School

Attainment of disadvantaged pupils EOY 2017



End of Key Stage 2 Assessment Results		2017 Outcomes						
		Cohort Number	School %		National (all pupils)		Difference at EXS with national	Difference at GDS with national
			% EXS	% GDS	% EXS	% GDS		
Reading	Pupil Premium	27	52	11	71	25	-19%	-14%
	Other	32	81	17			+10%	-8%
	School Gap		-29	-6				
Writing	Pupil Premium	27	52	4	76	18	-24%	-14%
	Other	32	84	16			+8%	-2%
	School Gap		-22	-14				
Maths	Pupil Premium	27	56	7	75	23	-19%	-16%
	Other	32	88	13			+13%	-10%
	School Gap		-32	-6				
Grammar, Punctuation & Spelling	Pupil Premium	27	70	15	77	31	-7%	-16%
	Other	32	84	31			+7%	0%
	School Gap		-14	-16				

Although the above table shows that there are attainment gaps between disadvantaged pupils and their peers both in school and nationally, the progress table seen opposite shows that over Key Stage Two, disadvantaged pupils made better progress in Reading, Writing and Maths than the progress seen nationally for pupils who are not disadvantaged.

	Reading Explore data in detail	Writing Explore data in detail	Maths Explore data in detail
Progress score for disadvantaged pupils	+4.03	+1.64	+2.20
Confidence interval ?	+1.68 to +6.38	-0.64 to +3.92	+0.08 to +4.33
National average for non-disadvantaged pupils	+0.33	+0.17	+0.28
Number of disadvantaged pupils	27	27	27

Stow Heath Primary School

Attainment of disadvantaged pupils EOY 2017



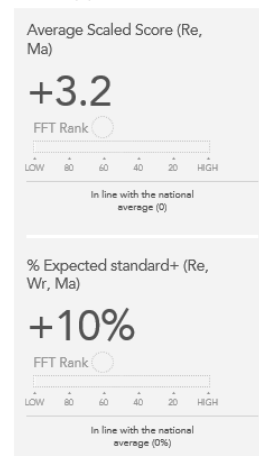
KS2 Attainment 2017

27 pupils



KS2 Progress 2017

27 matched pupils



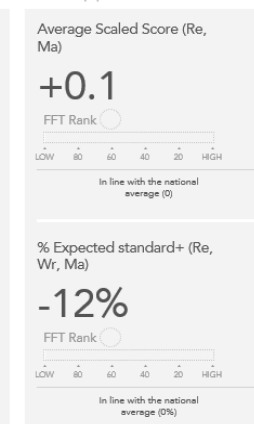
KS2 Attainment 2016

24 pupils



KS2 Progress 2016

24 matched pupils



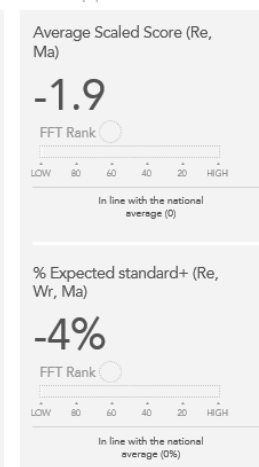
KS2 Attainment 2015

24 pupils



KS2 Progress 2015

24 matched pupils



Pupil premium

There have been improvements in all four aspects from 2015 – 2017